




TIGER
CUB SCOUT



1ST GRADE
ADULT PARTNER
GUIDE



TIGER



THIS BOOK BELONGS TO

PACK 146



BOY SCOUTS OF AMERICA

WHAT CUB SCOUTS DO



Each year, the goal of a Cub Scout is to earn their badge of rank specific to their grade. This is referred to as "advancement." To earn their badge of rank, they complete six required and two elective Cub Scout Adventures. Each Adventure is centered on a specific topic. The six required Adventures are focused on the aims and focus areas of the BSA: character & leadership, citizenship, personal fitness, the outdoors, personal safety, and family & reverence. Elective Adventures cover various subjects designed specifically for Tiger Cub Scouts.

6 required

2 elective



BOBCAT

Character & Leadership




TIGERS IN THE WILD

Outdoors



TIGER BITES

Personal Fitness



Elective Adventure



TEAM TIGER

Citizenship




TIGER'S ROAR

Personal Safety Awareness



TIGER CIRCLES

Family & Reverence



Elective Adventure

Once your Tiger Cub Scout has completed the six required and at least two elective Adventures to earn their Tiger badge of rank, they can continue to earn more elective Adventures until they complete first grade. Once your Cub Scout completes first grade, they begin working on the next rank in Cub Scouts, the Wolf badge of rank.

Electives



Champions for Nature



Curiosity, Intrigue, and Magical Mysteries



Designed by Tiger



Fish On



Floats and Boats



Good Knights



Let's Camp



Race Time



Rolling Tigers



Safe and Smart



Sky Is the Limit




Stories in Shapes




Summertime Fun



Tech All Around



Tiger Tag



Tiger-iffic



Tigers in the Water



Archery *



BB Gun *



Slingshot *

* Range and target sports Adventures are special Adventures that can only be completed at approved events with qualified instructors.



Scan this QR code to learn more about earning the Tiger badge of rank.



BOBCAT

Bobcat is designed to be the first required Adventure. Bobcat is focused on character & leadership, and introduces the values of Scouting to you and your Tiger Cub Scout. To learn more about the Bobcat Adventure and activities that you can do with your Tiger Cub Scout at home, follow the QR code for the Tiger Bobcat Adventure.

Here are the requirements for the Bobcat Adventure that you should be familiar with or will need to do at home with your Cub Scout.

Requirement 3 – Have your Tiger adult partner or den leader read the Scout Law to you. Demonstrate your understanding of being friendly.

A Scout is: Trustworthy, Loyal, Helpful, Friendly, Courteous, Kind, Obedient, Cheerful, Thrifty, Brave, Clean, and Reverent.

The values of Scouting are outlined in the Scout Oath and the Scout Law. As a Tiger adult partner, read the Scout Law to your Cub Scout and look for ways to discuss why each point is important.




Requirement 5 – Share with your Tiger adult partner, during a den meeting or at home, a time when you have demonstrated the Cub Scout motto “Do Your Best.”

At the center of the Cub Scouting program is the motto “Do Your Best.” As a Tiger adult partner, keep in mind that sometimes it may be scary for children to try new things and to understand that they may not be good at something the first time they do it. Look for ways at home to recognize and reinforce the motto that a Cub Scout does their best.

Requirement 6 – At home, with your parent or legal guardian, do the activities in the booklet “How to Protect Your Children From Child Abuse: A Parent’s Guide.”

Keeping youth safe takes a layered approach. The brochure that came with this handbook titled “How to Protect Your Children From Child Abuse: A Parent’s Guide” is required reading for all parents and legal guardians. After you read the brochure, there are topics toward the back to discuss with your child. The questions and activities in the guide were developed by national experts in the field and will empower you as a parent or legal guardian to give your Cub Scout the support and guidance they need to help keep themselves safe.





TEAM TIGER

The Team Tiger Adventure is focused on citizenship. For Tiger Cub Scouts, citizenship starts with family. To learn more about the Team Tiger Adventure and the activities that you can do with your Cub Scout at home, follow the QR code for the Team Tiger Adventure.

Here are the requirements for the Team Tiger Adventure that you should be familiar with or will need to do at home with your Cub Scout.

Requirement 2 – With your Tiger adult partner, choose a job that will help your family. Follow through by doing that job at least once.

Your Cub Scout can contribute to the family by taking on responsibilities. When reviewing possible responsibilities, choose a simple task that can be done more than once. This will help strengthen the concept that your Cub Scout is contributing. Using a chore chart or other positive reinforcement will help.



Requirement 3 – Play a game that requires at least two teams with your den, or two other family members. Afterward, discuss what it means to be part of a team and what makes a good team member.

The purpose of this requirement is for the child to learn how to work in a team and the characteristics of being a good team member.



TIGER'S ROAR

This Adventure is designed to be done completely at home. If the families in the den want to do this Adventure together, however, they may do so in den meetings. The topic of this Adventure is personal safety awareness and has been developed by the Barbara Sinatra Children's Center Foundation, a leading expert in the field of child safety.

To learn more about the Tiger's Roar Adventure and the activities that you can do with your Cub Scout at home, follow the QR code for the Tiger's Roar Adventure.

Here are the requirements for the Tiger's Roar Adventure that you should be familiar with or will need to do at home with your Cub Scout.

The Protect Yourself Rules



Requirement 1 – With permission from your parent or legal guardian, watch Protect Yourself Rules for the Tiger rank.

Protect Yourself Rules was developed by the Barbara Sinatra Children's Center Foundation and has been adopted by the BSA. This is a difficult subject, as no one wants to think about their child being harmed by someone. This video will help your child understand how they can help protect themselves.



Protect Yourself Rules Video

Requirement 2 – With your Tiger adult partner, demonstrate Shout, Run, Tell as described in the Protect Yourself Rules video.

The purpose of this requirement is to have your Cub Scout shout out what they would say to someone whom they fear may harm them. Practicing this will increase the confidence of your Cub Scout in knowing what they would say if they found themselves in a situation in which someone may harm them.



Requirement 3 – With your Tiger adult partner, demonstrate how to access emergency services.

There are several ways to access emergency services. Focus on the method for which your Cub Scout has access. This may be showing them how to make an emergency call with a smartphone, or how to use voice-activated services or alarm systems.

Requirement 4 – With your Tiger adult partner, demonstrate that you know what to do if you get lost or separated.

Situational awareness is a child's ability to know when they need to focus and pay attention to their surroundings. Help your child understand this by practicing what they should do when they become lost or separated from you, their family, or a group.





TIGER CIRCLES

This Adventure is designed to be done completely at home. If the families in the den choose to do this Adventure together, they can do so in den meetings. The topic of this Adventure is family & reverence. The focus is for Cub Scouts to explore their family's faith traditions.

To learn more about the Tiger Circles Adventure and the activities that you can do with your Cub Scout at home, follow the QR code for the Tiger Circles Adventure.

Here are the requirements for the Tiger Circles Adventure that you should be familiar with or will need to do at home with your Cub Scout.

There are special emblems and awards associated with some faiths that Scouts may earn. To learn about these emblems and awards, follow the QR code to the right.

As an option, your Cub Scout may choose to earn the religious emblem of your faith mentioned above or complete the requirements below.



Religious Emblems Program



Requirement 1 – With your parent or legal guardian, talk about your family's faith traditions. Identify three holidays or celebrations that are part of your family's faith traditions. Draw a picture of your favorite family faith tradition, holiday, or celebration.

The BSA is nonsectarian and recognizes that families have a variety of beliefs. Faith traditions can be formal religious celebrations or traditions that are specific to your family and how you express your family values and beliefs.

Requirement 2 – With your family, attend a religious service OR another gathering that shows how your family expresses reverence.

The purpose of this requirement is for the Cub Scout and adult partner to experience reverence, a part of the Scout Law, together.



There are formal and informal services that religious and faith-based organizations offer for both members and/or the public. There may be community gatherings that are solemn in nature, such as memorial services where people express reverence.



Requirement 3 – Carry out an act of kindness.

Have your Tiger carry out an act of kindness. This can be as simple as writing a note to a friend thanking them for a playdate, giving a sibling a compliment, or pulling weeds in a neighbor's garden. Focus on how doing something kind is not only part of the Scout Law, but also fits into your family's faith and traditions.



TIGER REQUIRED ADVENTURES

The following six Adventures are required for each Tiger Cub Scout to complete to earn their Tiger badge of rank. In addition to these six required Adventures, a Tiger Cub Scout must also earn at least two elective Adventures.

Click on the QR code next to the required Adventure to access the requirements and resources for activities to complete the requirements to earn the Adventure.

Bobcat – (Character & Leadership)



The first Adventure everyone starts with in Cub Scouting is Bobcat. Bobcat is focused on character and introducing

the values of Scouting to you and your Cub Scout. To learn more about the Bobcat Adventure and activities that you can do with your Cub Scout at home, follow the QR code for the Tiger Bobcat Adventure.

1. Get to know the members of your den.
2. Recite the Scout Oath with your den, including your Tiger adult partner.
3. Have your Tiger adult partner or den leader read the Scout Law to you. Demonstrate your understanding of being trustworthy, helpful, or friendly.
4. Demonstrate the Cub Scout sign, Cub Scout salute and Cub Scout handshake. Show how each are used.
5. Share with your Tiger adult partner, at a den meeting or at home, a time when you have demonstrated the Cub Scout motto "Do Your Best."
6. At home, with your parent or legal guardian do the activities in the booklet "How to Protect Your Children from Child Abuse: A Parent's Guide."

Tigers in the Wild – (Outdoors)



The natural environment continues to be the best place for children to learn and discover. Being outdoors has proven

benefits for both youth and adults. For Tigers, this means taking opportunities to simply take a walk outside.

1. Identify the Cub Scout Six Essentials. Show what you do with each item.
2. With your den leader or Tiger adult partner learn about the Outdoor Code.
3. With your den, pack, or family, take a walk outside spending at least 20 minutes exploring the outdoors with your Cub Scout Six Essentials. While outside, identify things that you see with your Tiger adult partner that are natural and things that are manmade.
4. Identify common animals that are found where you live. Learn which of those animals is domesticated and which animal is wild. Draw a picture of your favorite animal.
5. Look for a tree where you live. Describe how this tree is helpful.

Tiger Bites – (Personal Fitness)



Personal fitness is learning about proper nutrition, hygiene, exercise, and rest. Children who develop

habits at an early age are more likely to continue those habits into adulthood.

1. Identify the five different food groups.
2. Practice hand washing. Point out when you should wash your hands.
3. Be active for 30 minutes.
4. Practice methods that help you sleep.

Team Tiger – (Citizenship)



Citizenship is being part of a team. For Tigers, their community is their family, their den, and their neighborhood.

Learning that they, too, can contribute and have a part is the objective.

1. Play a game with your den, or family members, that has a set of rules. Discuss why rules are important to the game you are playing.
2. With your Tiger adult partner, choose a job that will help your team. Follow through by doing that job at least once.
3. Play a game that requires at least two teams with your den, or two other family members. Afterwards discuss what it means to be part of a team and what makes a good team member.
4. Participate in a service project.

Tiger's Roar – (Personal Safety Awareness)



With world-leading experts in the field, this powerful Adventure will introduce you and your child to *Protect Yourself Rules*.

1. With permission from your parent or legal guardian, watch *Protect Yourself Rules* for the Tiger rank.
2. With your Tiger adult partner, demonstrate Shout, Run, Tell as explained in the *Protect Yourself Rules* video.
3. With your Tiger adult partner, demonstrate how to access emergency services.
4. With your Tiger adult partner, demonstrate that you know what to do if you get lost or separated.

Tiger Circles – (Family & Reverence)



Cub Scouting is for families of all faiths. This Adventure is about exploring your family's faith traditions. In

Scouting, being reverent means you are faithful to your beliefs and respectful of the beliefs of others.

This Adventure may be earned by completing the requirements below

OR by completing a religious emblem of the Cub Scout's family's choosing.

1. With your parent or legal guardian talk about your family's faith traditions. Identify three holidays or celebrations that are part of your family faith traditions. Draw a picture of your favorite family faith tradition, holiday, or celebration.
2. With your family, attend a religious service OR other gathering that shows how your family expresses reverence.
3. Carry out an act of kindness.



Religious Emblems Program

TIGER ELECTIVE ADVENTURES

Tiger Cub Scouts have 20 elective Adventures to choose from. Your Cub Scout may earn as many as they want but need at least two to earn their badge of rank.



Champions for Nature

Discover natural resources and manmade items and how to recycle.

1. Discover the difference between renewable natural resources and non-renewable natural resources.
2. Learn about the 3 R's: Reduce, Reuse, Recycle.
3. Discover what happens to the garbage in your community.
4. Participate in a conservation project.



Curiosity, Intrigue, and Magical Mysteries

Learn illusion and coding for communication and how to present to an audience.

1. Learn a magic trick. Practice the trick. Share the trick with your den or family members.
2. Demonstrate how a magic trick works to your den, family, or Tiger adult partner.
3. Write your name using a secret code you created.
4. Write a message with the code. Challenge your den, family, or Tiger adult partner to read your coded message.



Designed by Tiger

Get an introduction to the design, build, and improvement process.

1. Think about something that you would like to build. Draw a picture of what the final project should look like.
2. Using your drawing as a guide, build the project.
3. When completed, discuss with your Tiger adult partner what could be done to improve your project.
4. Make the improvement to your project.
5. Make a drawing of your final project.



Fish On

Go fishing with your family, den, or the whole pack.

1. With your den or Tiger adult partner, identify the body of water where you will go fishing.
2. With your Tiger adult partner, learn the rules of fishing safely.
3. Draw a picture of the type of fish you think lives in the water where you are going fishing.
4. Go fishing with your Tiger adult partner.



Floats and Boats

Learn about boats and other things that float.

1. Identify five different types of boats.
2. Identify five things that float and five things that do not float.
3. Build or create a model boat and float it on the water. This can be made from recycled materials or other items.



Good Knights

Explore creativity while learning about positive character traits.

1. Discuss with your den or Tiger adult partner what it means to have courteous behavior, how a knight behaves. Tell another Tiger which points of the Scout Law help you to have the same knightly behavior.
2. Create a shield that can be for your den or a personal shield.
3. Using recycled and other materials, design and build a small castle in your den or at home.
4. Do a Good Turn.



Let's Camp

Learn about the basics of camping on this overnight Adventure.

1. Learn about the buddy system and how it works in the outdoors.
2. Before going on the overnight campout, discuss what type of weather is expected and what type of clothes you should wear.
3. Pack up your Cub Scout Six Essentials for the campout.
4. Learn a camping skill.
5. Attend a council or district Cub Scout overnight camp or attend a campout with your pack.



Race Time

The most iconic activity in Cub Scouting: build, race, and have fun.

1. With your Tiger adult partner, assemble and decorate either a Pinewood Derby® car or a Raingutter Regatta™ boat.
2. Learn the rules of the race for the vehicle chosen in requirement 1.
3. Before the race, discuss with your Tiger adult partner how you will demonstrate good sportsmanship during the race.
4. With your Tiger adult partner, participate in a Pinewood Derby or a Raingutter Regatta.



Rolling Tigers

Whether on a tricycle, scooter, or bike, join your den or the pack on a ride.

1. Learn the ABC's of bike gear (air, brakes, chain.)
2. With your den or Tiger adult partner, learn about the safety gear you should use while riding a bicycle. Show how to properly wear a bicycle helmet.
3. With your den or Tiger adult partner, learn the safety rules to follow when riding a bicycle.
4. With your den or Tiger adult partner, demonstrate proper hand signals.
5. With your Tiger adult partner or family, ride a bicycle or begin learning how to ride a bike.



Safe and Smart

Learn about fire safety in a home environment.

1. Memorize your address. Recite it to your Tiger adult partner or den leader.
2. Memorize an emergency contact's phone number. Recite it to your Tiger adult partner or den leader.
3. Show you can Stop, Drop, and Roll.
4. With your Tiger adult partner, create a fire escape plan for your home or den meeting place, include your outside meet-up spot. Practice the escape route you would take.
5. With your Tiger adult partner, find the location of the smoke detectors in your home or den meeting place. Confirm they are working properly.
6. With your Tiger adult partner or den leader, learn why matches and lighters are only for adults.
7. Visit an emergency responder station or have an emergency responder visit your den.



Sky Is the Limit

Explore the night sky and items in it and find out where you can learn more about this subject.

1. Observe the night sky with your den or Tiger adult partner. Talk about the items you see or might see there.
2. Look at distant objects through a telescope, binoculars, or camera. Show how to focus the device you choose.
3. Observe in the sky or select from a book, chart, computer, or electronic device two constellations that are easy to see in the night sky. With your den or Tiger adult partner, find out the constellation name and how to identify them. Create a picture of one of the constellations.
4. Create a homemade model of a constellation.



Stories in Shapes

Investigate shapes and balance in creative expression.

1. Explore art in your community.
2. Look closely at art or a picture of art with your den or Tiger adult partner. Decide what you like about the art, and share your ideas with your den, family, or Tiger adult partner.
3. Create a piece of art using shapes.
4. Learn how to spell your name in Braille and sign language.



Summertime Fun

Keep youth involved in the program all year long.

1. Anytime during May through August participate in a total of three Cub Scout activities.



Tech All Around

Develop a basic understanding of how we use technology in our everyday life.

1. Discover technology around your home, meeting place, or neighborhood.
2. Discover ways that digital technology can make life easier.
3. Identify an item of digital technology you use at home. Demonstrate to your Tiger adult partner how you use it safely.
4. With your parent or legal guardian, set up a policy for digital devices.




Tiger Tag

Learn how to be active in a fun way, how to make a choice, and how to explain to others why it is fun for you, all while learning

about good sportsmanship.

1. Play an active game with your den. Share with your Tiger adult partner or your den why you like this game.
2. Play a relay game with your den. Share with your Tiger adult partner or your den why you like this game.
3. Discuss what it means to be a good sport in a game with your Tiger adult partner or other Tigers.
4. Attend a sporting event.



Tiger-iffic

Learn problem-solving steps, sequencing, and interaction, and engage in creativity.

1. Play at least two different games by yourself; one may be a video game.
2. Play a board game or another inside game with one or more members of your den or family.
3. With other members of your den or family, invent a game, or change the rules of a game you know, and play the game.
4. Play a team game with your den or family.



Tigers in the Water

Develop basic swimming skills and safety awareness in a swimming area.

1. Learn about the swimming safety rules that you need to follow.
2. Demonstrate how to enter the swimming area properly.
3. With your Tiger adult partner as your buddy, be active in water depths matching your ability for 20 minutes.
4. Place your face in the water and blow bubbles.
5. Demonstrate the flutter kick.
6. Demonstrate how to exit the swimming area properly.

THE FOLLOWING ADVENTURES CAN ONLY BE COMPLETED AT A COUNCIL OR DISTRICT ACTIVITY.

Special Elective Adventures

These Adventures may be done only at a council-supported activity. A council is the local affiliate of the BSA. It requires certified instructors to deliver the Adventure in a safe environment. Contact your Cubmaster or local council to learn about the next available opportunity to earn these Adventures.



Archery

Learn how to be safe on an archery range and how to properly use a bow.



BB Guns

Learn how to be safe on a range and how to properly use a BB gun.



Slingshot

Learn how to be safe on a range and how to properly use a slingshot.

ONLINE RESOURCES

Here are the additional resources for you as a Tiger adult partner.



Scouting.org – The official website of the BSA and Cub Scouting contains resources for parents and leaders and is always the source of accurate and up-to-date information.

Scoutbook.com – Scoutbook is an administrative tool for parents and leaders. In Scoutbook, leaders can create the pack calendar, communicate with parents, and do all the official recordkeeping. <https://scoutbook.scouting.org/>



**Scouting app
on Apple
App Store**



**Scouting app
on Google
Play**



The Scouting app – Is a must for parents or legal guardians, providing an easy way to keep track of den and pack calendars, as well as their Cub Scout's accomplishments. This free app can be found in the Google Play store or the Apple App Store.

Scouting magazine app – This digital magazine for adults and families in Scouting features stories that inspire and inform, and it provides notifications for national announcements. The free app can be found in the Google Play store or the Apple App Store.



**Scouting
magazine
on Apple
App Store**



**Scouting
magazine on
Google Play**



Cub Chat Live! – A weekly Facebook Live event hosted on the *Scouting* magazine Facebook page every Friday at 2 p.m. Central time. The show is all about Cub Scouting and features a different topic each week. Questions are answered live, and ideas from others across the country are shared. Episodes are recorded and posted for later viewing on *Scouting* magazine's official blog post, Aaron on Scouting.